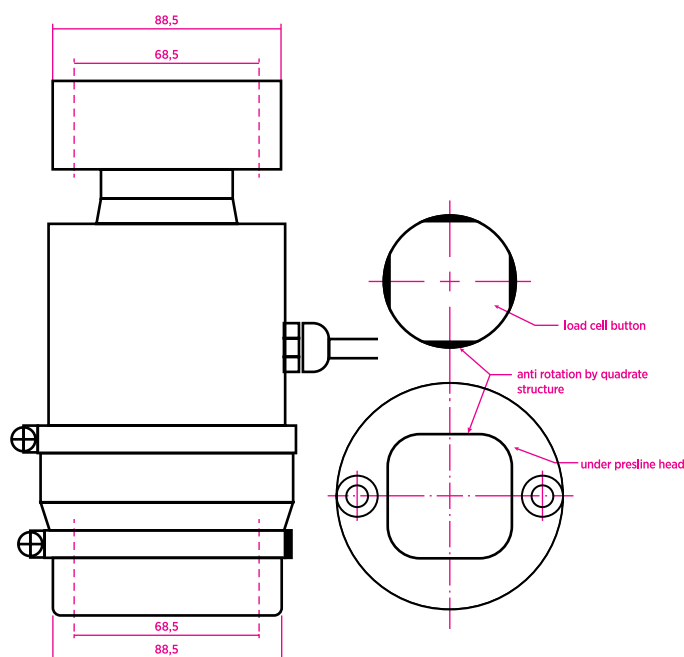




M **CE** **C3**

SPECIFICATIONS

Rated Load	10t,20t,30t,40t
Rated Output	2.0+/-0.003mV/V
Zero Balance	±1%F.S
Input Resistance	700±5Ω
Output Resistance	700±5Ω
Excitation Voltage	5-12VDC
Combined Error	C3
Operating Temperature	-35°C To+70°C
Temperature Effect on Zero	0.017%F.S/10°C
Temperature Effect on Span	0.02%F.S/10°C
Insulation Resistance	5000MΩ(50VDC)
Safe Overload	150%F.S
Ultimate Overload	200%F.S
Cable	12m



Dimensions (mm)

KML-8

10t,20t,30t,40t Capacity

COLUMN TYPE

APPLICATIONS

Weighbridge, truck scales, automobile testing facilities, hopper scales and other electronic weighing devices in harsh fields.

Advantages (comparing to traditional bridge type load cell)

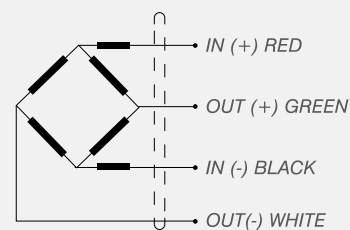
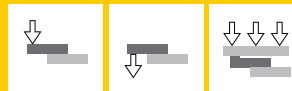
Higher precision (C3), much higher water protection class (IP68). more convenient installation

FEATURES

Column type load cell

Material: full stainless Steel

Protection: IP68



CE